

# 2C ADVISORY COMMITTEE

2024 Q1 Report

6/6/2024

Public Works Department



# Agenda



- Revenues and Expenditures Update
- Maintenance of Effort Reporting
- Total Program Update
- Program Highlights and Accomplishments
- Pilot Program Update
- 2024 Paving Map
- 2024 Paving List
- 2C3 Update

# Revenues



## FINANCE DEPARTMENT

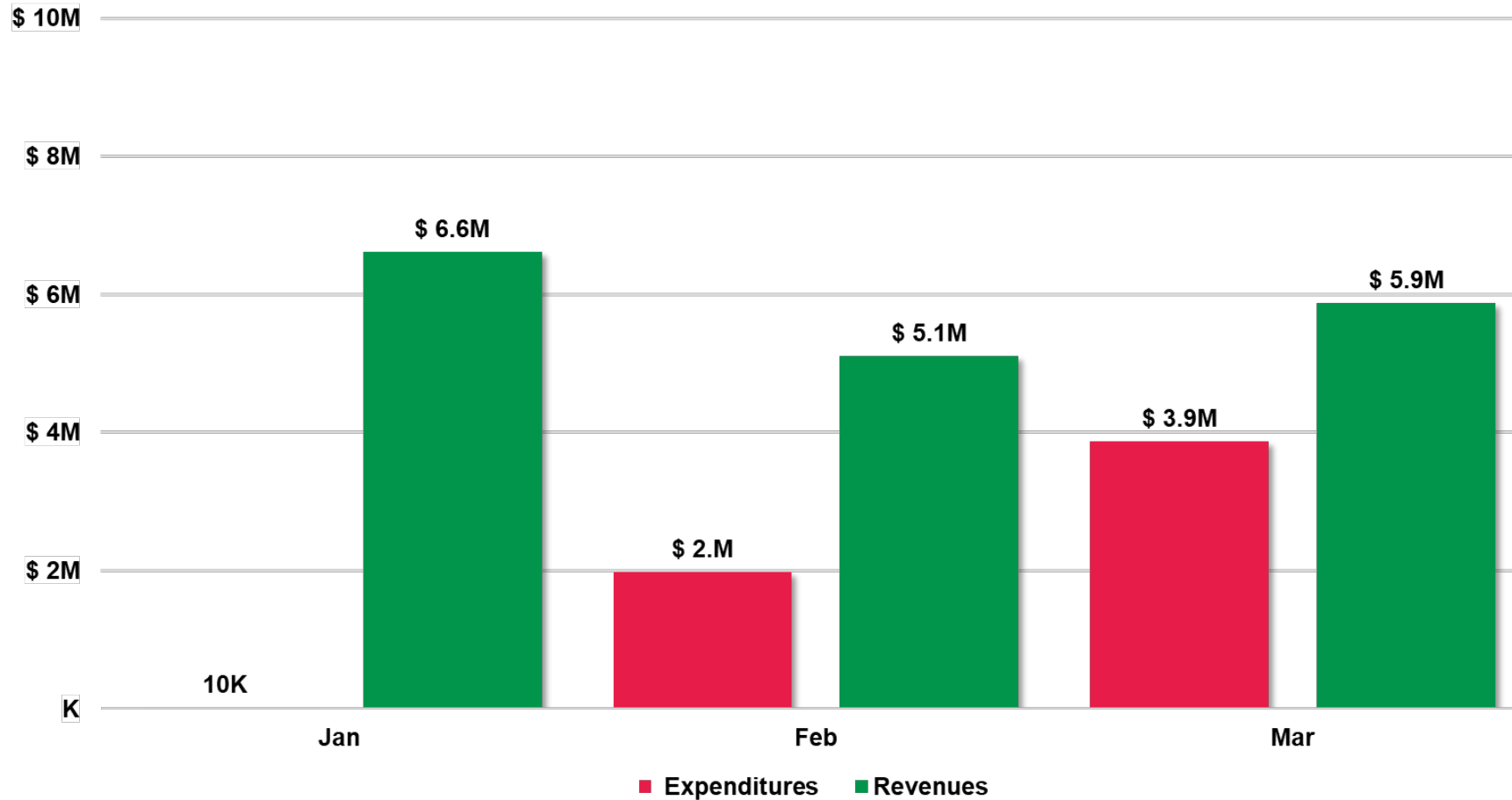
### 2C/2C2 Road Tax For Filing Period Ended March 31

<u>Month Paid to City</u>	<b>2C - 0.62%</b>		<b>2C2 - 0.57%</b>			<u>% Over(Under) Previous Year</u>
	<u>2019</u>	<u>2020</u>	<u>2021</u>	<u>2022</u>	<u>2023</u>	
February	4,198,197	4,234,101	4,722,855	4,861,616	5,107,597	5.06%
March	3,882,045	4,242,383	4,702,443	4,723,856	4,980,606	5.44%
April	4,343,766	5,689,085	6,135,124	6,246,013	5,877,015	(5.91%)
<b>Total (Year-to-Date)</b>	<u>12,424,008</u>	<u>14,165,569</u>	<u>15,560,422</u>	<u>15,831,485</u>	<u>15,965,218</u>	0.84%
<b>Refunds (Year-to-Date)</b>	<u>39,319</u>	<u>63,259</u>	<u>18,650</u>	<u>177,226</u>	<u>132,053</u>	
<b>Net Revenue (Year-to-Date)</b>	<u>12,384,689</u>	<u>14,102,310</u>	<u>15,541,772</u>	<u>15,654,259</u>	<u>15,833,165</u>	

In November of 2019, voters in Colorado Springs passed Issue 2C2, agreeing to continue investment in our roads for years 2021-2025, at a sales tax rate of 0.57%, reduced from 0.62% for Issue 2C that was passed by voters in November 2015, for years 2016-2020.

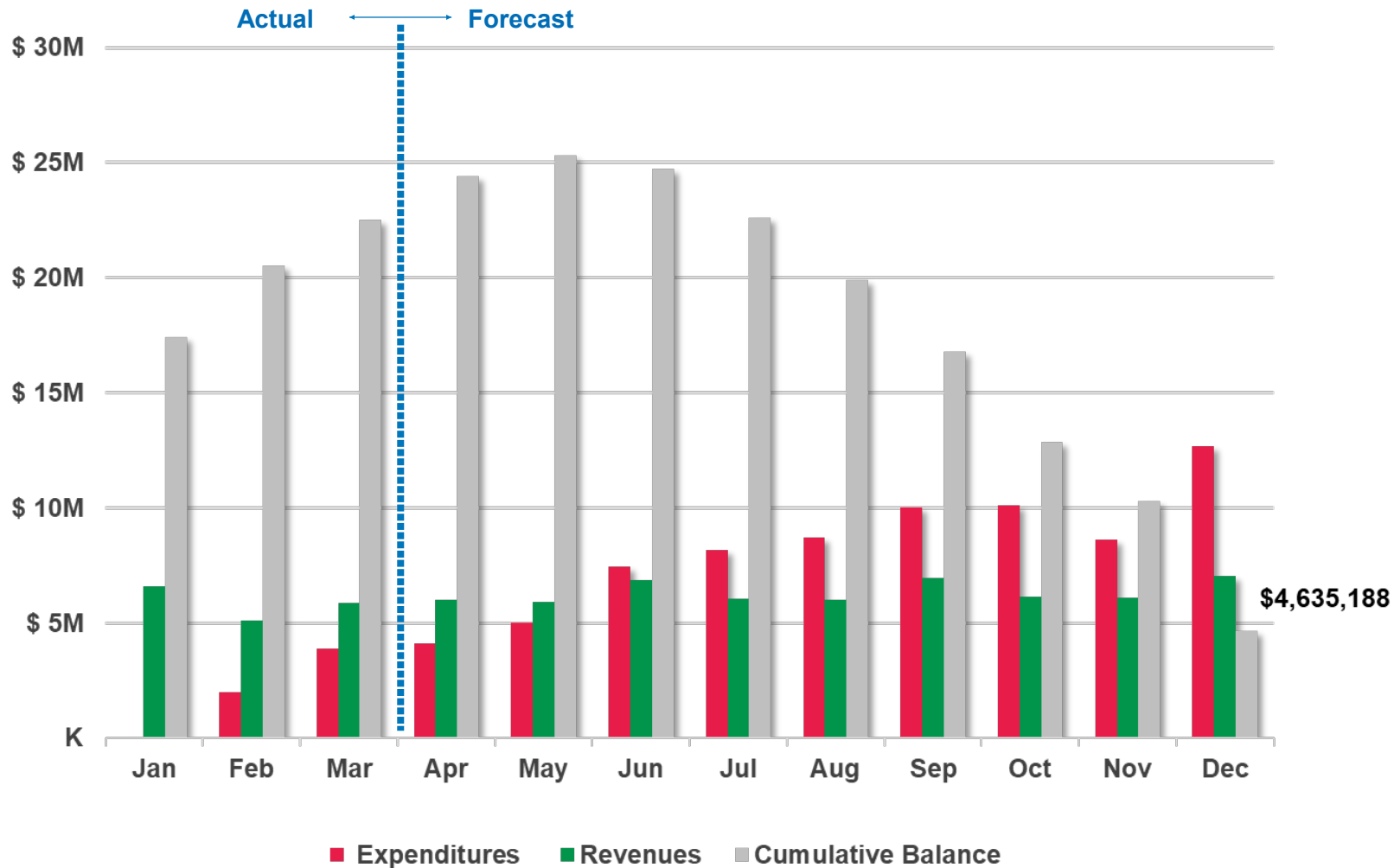
\* Filing period is the month the tax monies are collected by the retailer from their customers

# Revenues and Expenditures





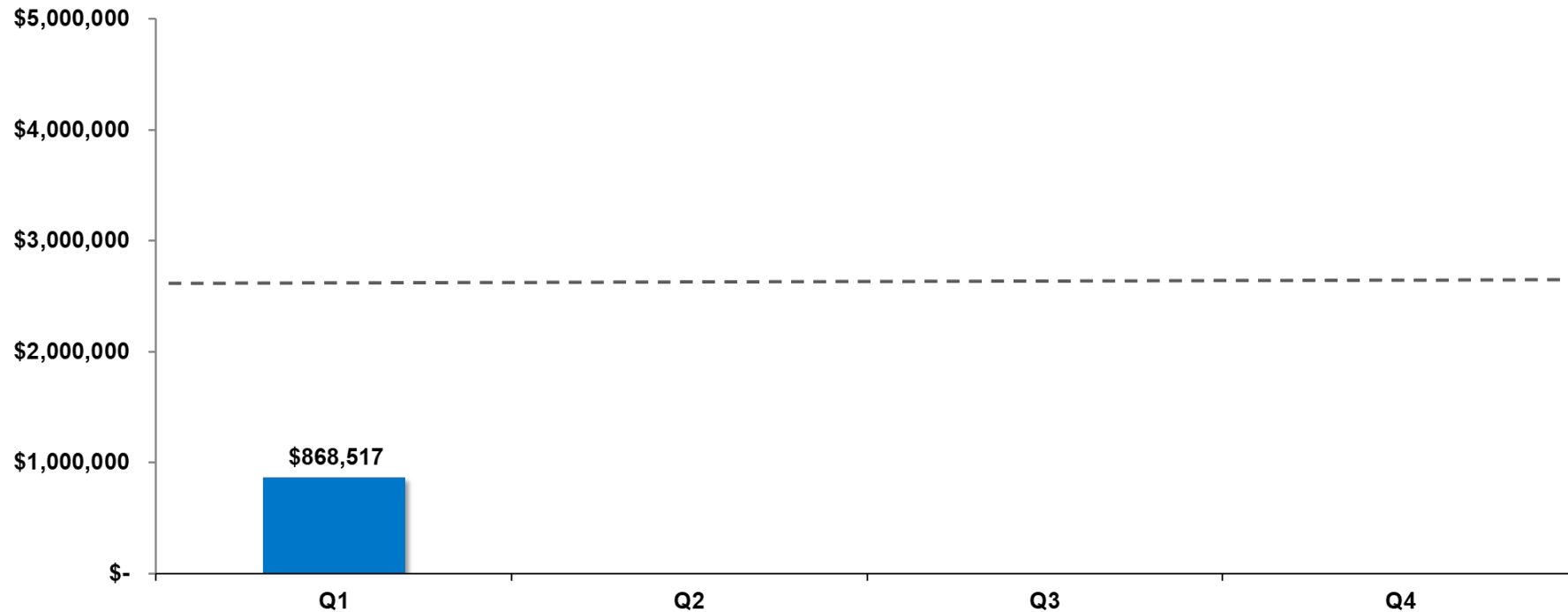
# Revenues and Expenditures Forecast



# Maintenance of Effort Requirement



Maintenance of Effort Goal by Quarter									
Quarter	2016	2017	2018	2019	2020	2021	2022	2023	2024
<b>Q1</b>	\$ -	\$ 530,783	\$ 564,612	\$ 399,064	\$ 647,158	\$ 624,758	\$ 681,467	\$ 789,986	\$ 868,517



# Total Program

## Q1 Update

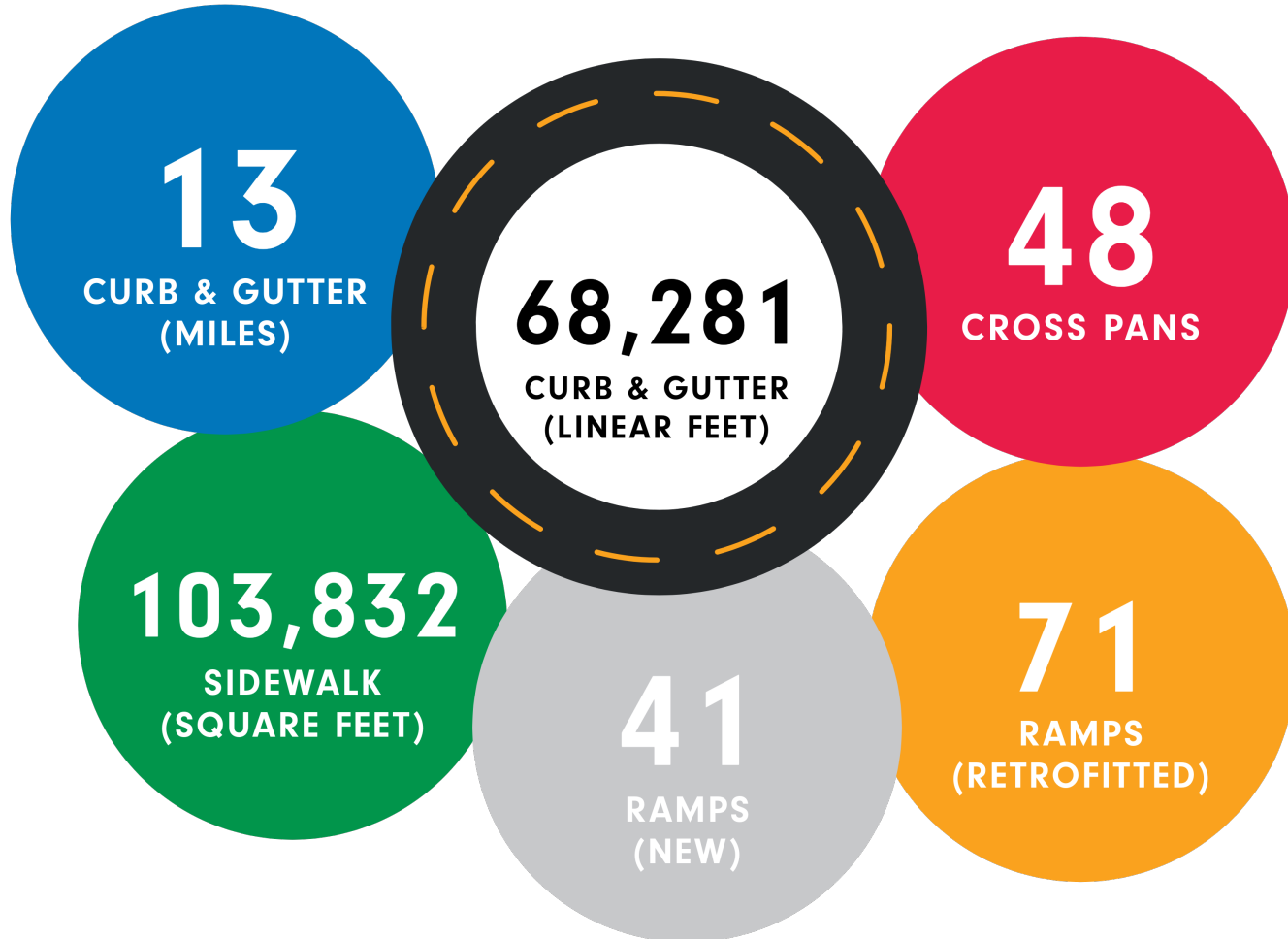


Program	2016	2017	2018	2019	2020	2021	2022	2023	2024
<b>Concrete</b>	\$ 14,212,907	\$ 19,846,218	\$ 23,106,370	\$ 23,723,472	\$ 28,932,809	\$ 27,639,604	\$ 46,380,580	\$ 57,474,210	\$ 5,102,173
<b>Overlay</b>	23,226,118	25,463,360	30,388,855	20,006,625	28,600,321	19,943,500	15,432,694	28,642,074	11,732
<b>Program Support</b>	2,490,337	4,984,992	5,933,370	5,025,029	6,573,922	6,034,028	6,856,688	7,727,218	1,265,674
<b>Total Annual Spend</b>	<b>\$ 39,929,362</b>	<b>\$ 50,294,570</b>	<b>\$ 59,428,595</b>	<b>\$ 48,755,126</b>	<b>\$ 64,107,052</b>	<b>\$ 53,617,132</b>	<b>\$ 68,669,962</b>	<b>\$ 93,843,502</b>	<b>\$ 6,379,579</b>
<b>Original Budget <sup>(1)</sup></b>	<b>\$ 50,000,000</b>	<b>\$ 49,999,340</b>	<b>\$ 49,983,060</b>	<b>\$ 49,964,910</b>	<b>\$ 57,965,460</b>	<b>\$ 54,599,960</b>	<b>\$ 65,435,820</b>	<b>\$ 70,264,668</b>	<b>\$ 73,588,300</b>
<b>Mid-Year Appropriation</b>	<b>\$ -</b>	<b>\$ -</b>	<b>\$ -</b>	<b>\$ 9,000,000</b>	<b>\$ -</b>	<b>\$ 10,000,000</b>	<b>\$ -</b>	<b>\$ 16,000,000</b>	<b>\$ -</b>
<b>Appropriated Budget</b>	<b>\$ 50,000,000</b>	<b>\$ 49,999,340</b>	<b>\$ 49,983,060</b>	<b>\$ 58,964,910</b>	<b>\$ 57,965,460</b>	<b>\$ 64,599,960</b>	<b>\$ 65,435,820</b>	<b>\$ 86,264,668</b>	<b>\$ 73,588,300</b>
<b>Available to Spend Budget <sup>(2)</sup></b>	<b>\$ 50,000,000</b>	<b>\$ 60,078,590</b>	<b>\$ 60,400,877</b>	<b>\$ 60,587,027</b>	<b>\$ 70,315,777</b>	<b>\$ 72,927,580</b>	<b>\$ 81,603,146</b>	<b>\$ 99,518,608</b>	<b>\$ 86,768,599</b>
<b>Concrete % of Program</b>	36%	39%	39%	49%	45%	52%	68%	61%	80%
<b>Overlay % of Program</b>	58%	51%	51%	41%	45%	37%	22%	31%	0%
<b>Program Support % of Program</b>	6%	10%	10%	10%	10%	11%	10%	8%	20%
<b>% Spend of Available Budget</b>	<b>80%</b>	<b>84%</b>	<b>98%</b>	<b>80%</b>	<b>91%</b>	<b>74%</b>	<b>84%</b>	<b>94%</b>	<b>7%</b>

(1) - Original Budget adjusts to actual revenue collections in 2024

(2) - Available to Spend Budget includes carryover and purchase order rollover funds

# Pre-Overlay Concrete Highlights



**66%**  
Total Program Completed

## Q1 Highlights

### **Sidewalk Placed**

Approximately 6 Olympic sized hockey rinks

### **Curb And Gutter Placed**

Poured The Las Vegas Strip approximately 3 times

# Asphalt Overlay Highlights



- Season start date was April 15th
- No Completed work to report for Q1
- Two contractors awarded work
  - Schmidt Construction
  - Martin Marietta

**53%**

Total Program Complete

**152 Lane Miles**

Awarded for 2024

# Hot-In-Place Recycling

REPAVER SIDE VIEW



Receiving Hopper  
for New HMA

Heating  
Unit

Scarifying  
Units

Recycling  
Agent  
Applicator

Recycling  
Unit


Finishing  
Unit

Pilot program to be conducted on the following roads:

- Wooten Road
- Austin Bluffs Parkway

Recycles 1.5" of old material

REPAVER COMPONENTS TOPSIDE VIEW



Receiving Hopper  
for New HMA


Heating  
Unit

Scarifying  
Units

Recycling  
Agent  
Applicator

Recycling  
Unit

Finishing  
Unit

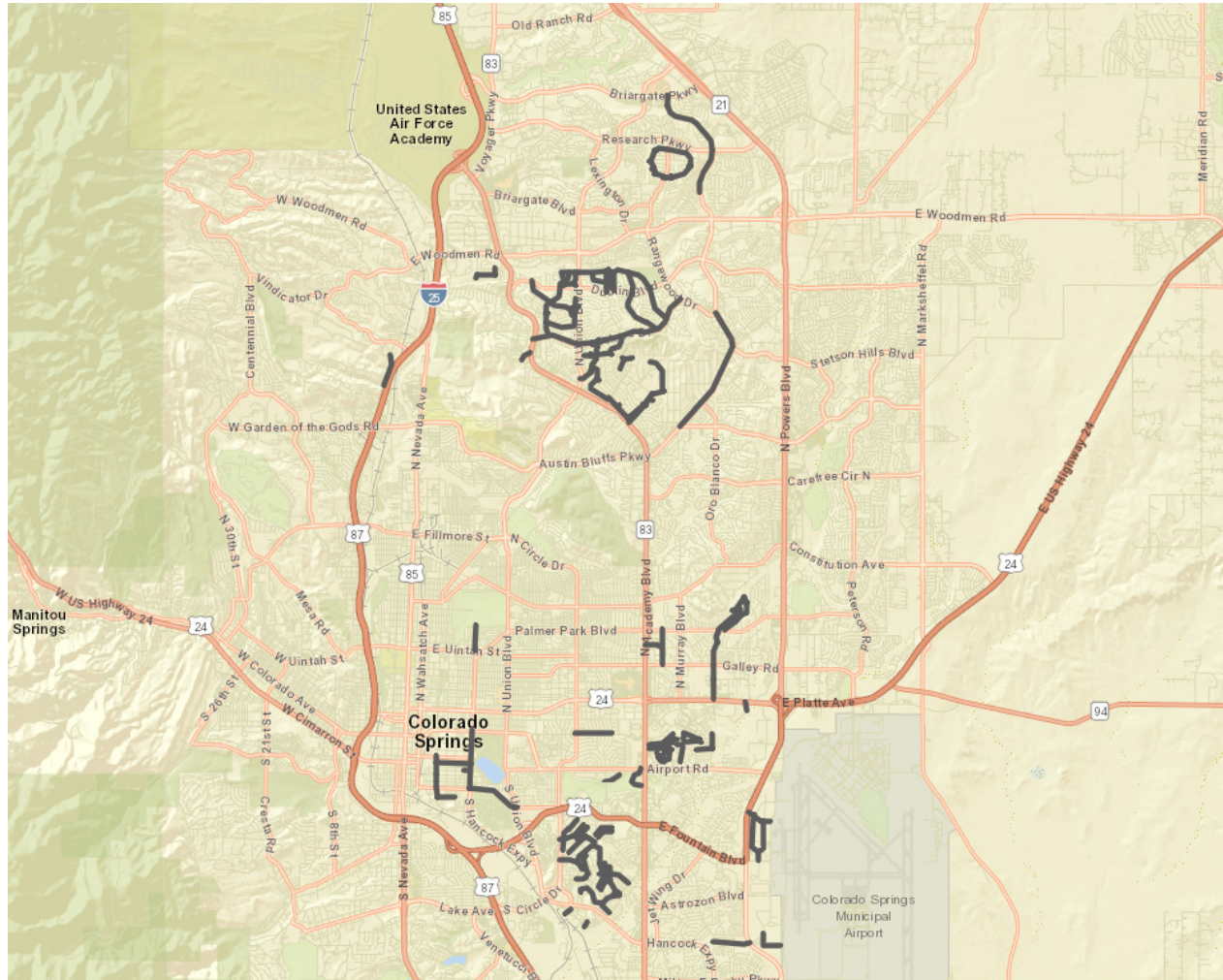


REPAVER COMPONENTS UNDERSIDE VIEW





# 2024 Paving Map



# 2024 Paving List







E Cimarron St



INSTITUTE  
CIMARRON ST

STOP

LEFT RIGHT  
bicyclist  
P  
ONLY

E Cimarron St





E Cimarron St





INSTITUTE ST



LEFT RIGHT  
5-8-20  
ONLY

E Cimarron St





Palace Dr





Palace Dr





Palace Dr





6725

Palace Dr



# Questions/Discussion



## Next Meeting

**Thursday, September 5, 2024**

**10:30 AM - 11:30 AM**

at

**City Hall**

**Pikes Peak Conference Room**

Virtual Option Available